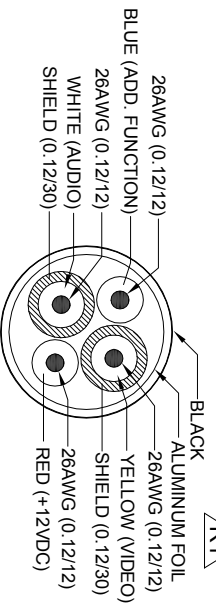
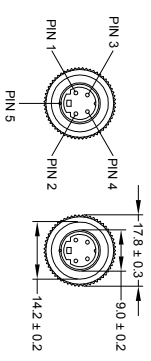


VIEW A-A

CABLE BUILDUP



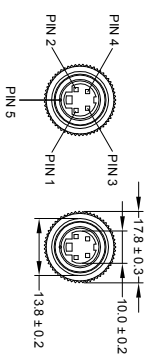
VIEW B



4 PIN MINI DIN MALE MATING FACE

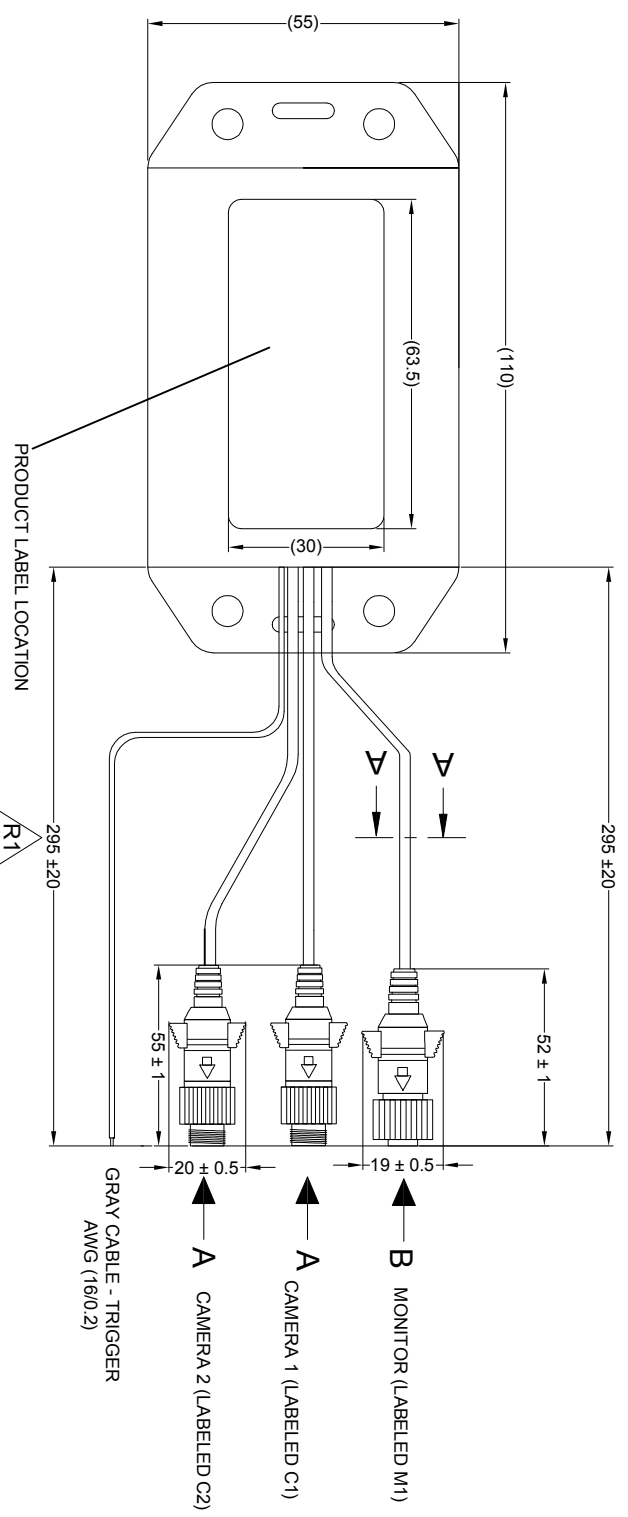
PIN #	WIRE COLOUR	DESCRIPTION
1	YELLOW	VIDEO
2	RED	+12V
3	BLUE	ADD. FUNCTION
4	WHITE	AUDIO
5	SHIELD	GND

VIEW A



4 PIN MINI DIN FEMALE MATING FACE

PIN #	WIRE COLOUR	DESCRIPTION
1	YELLOW	VIDEO
2	RED	+12V
3	BLUE	ADD. FUNCTION
4	WHITE	AUDIO
5	SHIELD	GND



1. FOR PRODUCT LABEL REFER TO LATEST REVISION OF DRAWING: BE-002464-XX-13.
2. PRODUCT TO BE SUPPLIED IN A 230X180 PLASTIC BAG.
3. ANY CUSTOMER MODIFICATION OF THIS PRODUCT CAUSING SUBSEQUENT FAILURE IS NOT A LIABILITY OF BRIGADE.

PROPRIETARY NOTICE

THIS DESIGN AND TECHNICAL INFORMATION APPEARING ON THIS DRAWING IS THE PROPERTY OF BRIGADE ELECTRONICS, AND IS DISCLOSED IN CONFIDENCE. IT IS NOT TO BE COPIED, REPRODUCED, REVEALED TO OR EXPLOITED BY OTHERS, EITHER IN WHOLE OR IN PART WITHOUT THE EXPRESS WRITTEN CONSENT OF BRIGADE ELECTRONICS.



<p>Angle of Projection</p>	Assembly PI Approval		Checked by		Drawn by
	DKERAL	DKERAL	DKERAL	DKERAL	DKERAL
<p>Third Angle</p>	Units	Scale	Released	Assembly Ref	
	mm	N/A	00/00/00	-	
Status	Released		CS-020		
Part No	#1571		BE-000576-01-08		